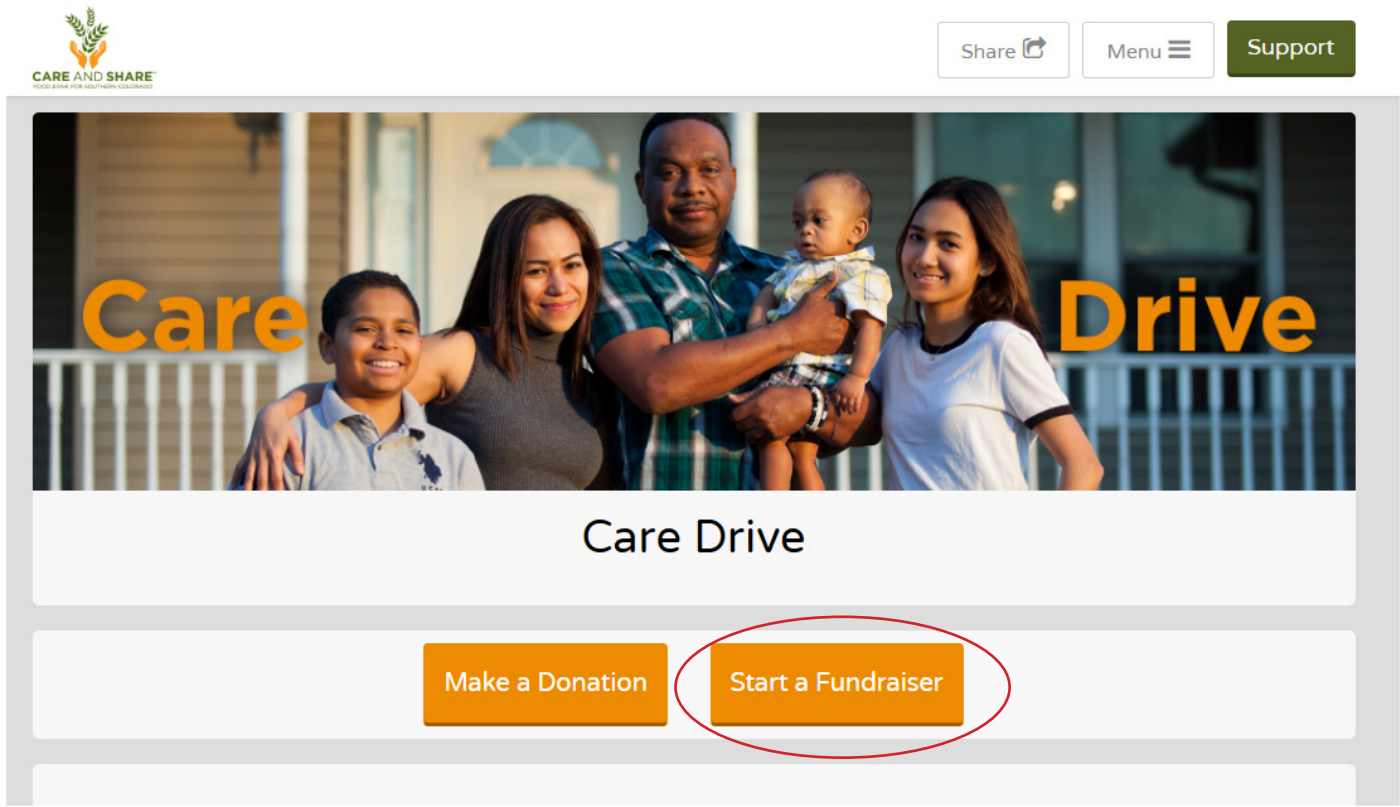




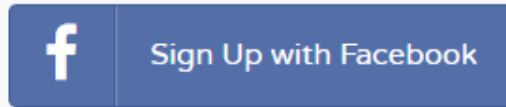
Thank you for your interest in supporting Care and Share through peer to peer fundraising. We've created this step by step guide for you to use while setting up your campaign page.

If you are an individual signing up to have your own page to share on your social networks, follow these steps.



- Select **Start a Fundraiser**.

Become a fundraiser for Care Drive



By signing up, I agree to the terms and conditions.

OR

Sign Up with Email

First Name

Last Name

Email Address

Profile Image

Drag and drop image here

Upload a file

Sign Up

By signing up, I agree to the terms and conditions.


Sign up using an email address or automatically import this information by signing up through your Facebook page. Please note, a picture is required.

Care Drive

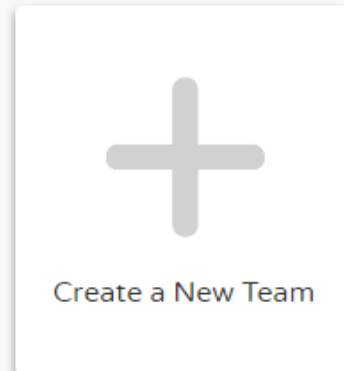
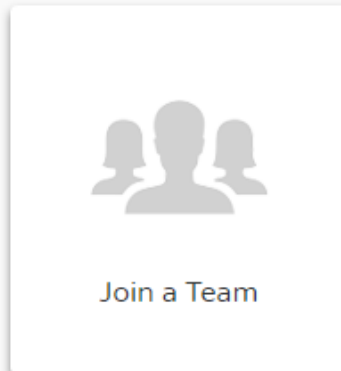

Personal Campaign Title

Optional: Set Fundraising Goal (Numbers only - no decimals or symbols)

Personal Campaign Story



Team Association



[Get Started](#)

Fill in your personal campaign title. Be creative and have fun with it! Indicate your personal fundraising goal and summarize in the campaign story why you are motivated to help your neighbors in need.

Click “**Individual**” under team association.

Once you’re finished, click **Get Started**.

You’ll then be taken to a confirmation page where you can view your page, edit your page and most importantly easily SHARE your page on your social media platforms.

Please contact us with any questions you have.